

**CELSIUS Sport** 

	SIZE	LI	CODE	UTQG	1/32"	OD	OW	SLR	RPK	RIM WIDTHS
17	265/60R17		108V 127860	420A A	11	29.5	10.7	13.4	437	8.0 7.5-9.5
	215/55R17	XL	98V 127550	420A A	10	26.3	8.9	12.1	491	7.0 6.0-7.5
	225/55R17	XL	101V 127730	420A A	10	26.8	9.2	12.3	482	7.0 6.0-8.0
	205/50R17	XL	93V 127540	420A A	10	25.1	8.4	11.7	514	6.5 5.5-7.5
	215/50R17	XL	95V 127710	420A A	10	25.5	8.9	11.8	506	7.0 6.0-7.5
	225/50R17	XL	98V 127580	420A A	10	25.9	9.2	12.0	498	7.0 6.5-8.5
	215/45R17	XL	91W 127610	400A A	10	24.6	8.4	11.5	524	7.0 7.0-8.0
	225/45R17	XL	94W 127700	400A A	10	25.0	8.9	11.6	517	7.5 7.0-8.5
	235/45R17	XL	97W 127630	400A A	10	25.4	9.3	11.8	509	8.0 7.5-9.0
	225/60R18	XL	104W 127770	400A A	10	28.6	9.0	13.1	451	6.5 6.0-8.0
18	235/60R18	XL	107V 127750	420A A	11	29.1	9.4	13.3	444	7.0 6.5-8.5
	255/60R18	XL	112W 127880	400A A	11	30.0	10.2	13.7	430	7.5 7.0-9.0
	235/55R18	XL	104V 127600	420A A	10	28.1	9.6	13.0	459	7.5 6.5-8.5
	245/55R18	XL	103W 127790	400A A	10	28.6	10.0	13.1	451	7.5 7.0-8.5
	225/50R18		95V 127690	420A A	10	26.9	9.2	12.5	480	7.0 6.0-8.0
	235/50R18	XL	101W 127590	400A A	10	27.3	9.6	12.6	473	7.5 6.5-8.5
	235/45R18	XL	98W 127670	400A A	10	26.3	9.3	12.2	490	8.0 7.5-9.0
	225/40R18	XL	92Y 127740	380A A	9	25.1	9.1	11.8	515	8.0 7.5-9.0
	235/55R19	XL	105V 127560	420A A	10	29.2	9.6	13.5	442	7.5 6.5-8.5
	255/55R19	XL	111W 127870	400A A	10	30.0	10.4	13.8	430	8.0 7.0-9.0
19	235/50R19	XL	103V 127680	420A A	10	28.3	9.6	13.1	456	7.5 6.5-8.5
	265/50R19	XL	110V 127830	420A A	11	29.5	10.9	13.6	437	8.5 7.5-9.5
	225/45R19	XL	96W 127660	400A A	10	27.0	8.9	12.6	478	7.5 7.0-8.5
	245/45R19	XL	102Y 127810	380A A	10	27.7	9.6	12.9	467	8.0 7.5-9.0
	235/40R19	XL	96W 127760	400A A	10	26.4	9.5	12.4	488	8.5 8.0-9.5
	275/40R19	XL	105Y 127820	380A A	10	27.7	10.9	12.9	467	9.5 9.0-10.5
	235/55R20		102V 127780	420A A	10	30.2	9.6	14.0	428	7.5 6.5-8.5
	255/50R20	XL	109V 127720	420A A	11	30.1	10.4	13.9	429	8.0 7.0-9.0
	245/45R20	XL	103W 127640	400A A	10	28.7	9.6	13.4	451	8.0 7.5-9.0
	265/45R20	XL	108Y 127850	380A A	10	29.4	10.5	13.7	439	9.0 8.5-10.0
20	275/45R20	XL	110Y 127650	380A A	10	29.8	10.7	13.8	434	9.0 8.5-10.5
	245/40R20	XL	99Y 127840	380A A	9	27.7	9.8	13.0	466	8.5 8.0-9.5
	275/40R20	XL	106Y 127800	380A A	10	28.7	10.9	13.4	451	9.5 9.0-10.5
	275/35R20	XL	102W 127570	400A A	10	27.6	10.9	13.0	469	9.5 9.0-11.0
	315/35R20	XL	110Y 127620	380A A	10	28.7	12.6	13.4	451	11.0 10.5-12.5
	275/45R21	XL	110Y 127950	380A A	10	30.7	10.7	14.3	420	9.0 8.5-10.5
	255/40R21	XL	102Y 127910	380A A	10	29.0	10.2	13.6	445	9.0 8.5-10.0
	265/40R21	XL	105Y 127920	380A A	10	29.3	10.7	13.7	440	9.5 9.0-10.5
	285/40R21	XL	109Y 127960	380A A	10	30.0	11.4	14.0	431	10.0 9.5-11.0
	295/40R21	XL	111Y 127900	380A A	10	30.3	11.9	14.1	426	10.5 10.0-11.5
22	295/35R21	XL	107Y 127890	380A A	10	29.1	11.9	13.7	444	10.5 10.0-11.5
	265/40R22	XL	106Y 127930	380A A	10	30.4	10.7	14.3	425	9.5 9.0-10.5
	275/40R22	XL	108Y 127940	380A A	10	30.7	10.9	14.4	421	9.5 9.0-10.5

XL = Extra Load/XL

"Millennium" warranty:  
 - Limited treadwear warranty\*  
 - "V" & "W" - 95,000 km  
 - "Y" - 80,000 km  
 - 5 year workmanship and materials.

\* For staggered fitments, rear tires are eligible for 50% of the stated mileage warranty.

**Tmode**

**COMPUTER AIDED DESIGN**

>> Toyo incorporated T-Mode, a proprietary computer aided design method that helps maximize the tires performance before it's even built.


**HIGH PERFORMANCE SPEED RATINGS**

- >> Designed for spirited drivers of sport SUVs, CUVs, and high-performance luxury cars.
- >> Delivers dependable traction and predictable handling in all types of weather.
- >> UTQG
  - o V-rated: 420A A
  - o W-rated: 400A A
  - o Y-rated: 380A A



**ADDED WINTER TRACTION**

- >> Saw-toothed inner block edges further improve traction in snow and slush conditions
- >> Vertical sipes improves lateral traction.





# CELSIUS Sport®



## Ultra-High Performance All Weather Tire


The Celsius Sport is designed to maintain the performance characteristics owners of luxury cars, SUVs, and CUVs demand yet with the added traction required in changing weather conditions. The three-peak mountain snowflake symbol designates its capability in snow, slush, and ice for true all weather performance. Spirited drivers seeking performance upgrade will appreciate the refined looks, precise handling, and driving comfort and all weather traction of the Celsius Sport.

## ULTRA-HIGH PERFORMANCE CASING CONSTRUCTION

- >> Improves responsiveness and handling.
- >> Delivers more even contact pressure during acceleration, braking, and cornering.
- >> Helps maintain or improve a vehicle's performance characteristics




## Features & Benefits




### ASYMMETRICAL ALL WEATHER TREAD DESIGN

- >> Inside tread – Optimizes all weather traction with high sipe density and zigzag shaped tread blocks on the inside tread.
- >> Outside tread – Maintains wet and dry all-season traction through the balance of sipe density and interlocking multi-wave sipes on the outside tread.



### LARGE ANGLED OUTER BLOCKS

- >> Large aggressive outer blocks improve handling.
- >> The specific angles help improve grip when cornering, accelerating or braking.
- >> Less chance of deformation which could cause irregular wear for a quieter ride.



### STRAIGHT RIB DESIGN

- >> The straight inner rib design improves stability at highway speeds.
- >> Reduces the risk of wandering.




### ADAPTIVE SIZE DESIGN

- >> Larger tread width sizes have a split centre block design to ensure no reduction in evacuation of water or slush.



### 4 CIRCUMFERENTIAL GROOVES

- >> Efficiently evacuates moisture from under the tire for better grip
- >> Allows the tire to bite into snow and slush for improved winter traction.




### TAPERED LATERAL EVACUATION GROOVES

- >> The tapered design quickly moves water or slush away from the centre of the tread
- >> Reduces the chance of hydroplaning or losing control on slushy rutted roads.
- >> Tie bars add block rigidity for improved dry road performance



### MULTI-WAVE SIPES

- >> Adds traction on slippery surfaces like ice and compacted snow
- >> Improves braking on cold clear or wet winter roads.
- >> Reduces block movement minimizing irregular wear for a smooth, quiet ride.



### STAGGERED BLOCKS

- >> Alternating blocks improves traction in snow and slush.
- >> Improves road harmonics for a quieter ride.



### ADVANCED COMPOUNDS

- >> Silica provides added grip in wet and dry conditions.
  - o Maintains stability during warmer temperatures
  - o Maintains flexibility in cold temperatures to improve winter traction.
- >> Nano balance technology ensures even compound dispersion for optimal performance.

